



New Foam Design

Finest Architectural Foam Supplies

Pre Cast, EIFS System Supplies, Cast Coral,
Pecky Cypress Mouldings and Beams

ARCHES

COLUMNS

MOULDINGS

MEDALLIONS

BRACKETS

SHUTTERS



New Foam Design

Finest Architectural Foam supplies

www.newfoamdesign.com

New Foam

INDEX

About Us.....	03
Shutters & Louvers.....	04
Arches.....	05
Brackets/Corbels & Wall Caps.....	06
Medallions.....	07
Mouldings.....	08
Mouldings.....	09
Window Sills.....	10
Columns, Caps & Bases.....	11
Trim and Installation Guide.....	12
Cast Coral Decorative Trim.....	13
Cast Coral Decorative Trim.....	14
Cast Coral Appliques and Columns.....	15
Cast Coral Panels.....	16
Cast Coral & Pecky Cypress Brackets/Corbels.....	17
Fabrication Process.....	18



ABOUT US

New Foam Design fabricates Custom Architectural Foam Shapes for use in residential and commercial applications.

New Foam Design is committed to providing you with the highest quality products and services in the shortest period of time within budget and complete satisfaction.

We fabricate arches, brackets, columns, decorative shapes, letters, louvers, mouldings, window sills, signs, fireplaces, trims, shutters or any custom design.

We will turn over your order faster than anyone in the market today.

We carry a diversified and complete line of products for any project that uses architectural foam mouldings and shapes made of Expanded Polystyrene (EPS), Polyurethane (Cast Coral, Pecky Cypress Mouldings, beams and wall boards imitations) and Pre Cast Stone.

ABOUT OUR PRODUCTS

Expanded Polystyrene (EPS) is closed cell plastic foam composed of hydrogen and carbon atoms. Billets of it are molded for us in different densities of one pound to two pounds per cubic foot.

Polyurethane is a substance categorized as polymer based on its chemical structure.

Polyurethane comes in different densities but it is also an incredible resilient, flexible and durable material that provides us with our great selection of Flexible Cast Coral Mouldings and shapes.

EPS & Polyurethane shapes are lightweight, durable and temperature resistant.

EPS & Polyurethane foam will not rot and is highly resistant to mildew.

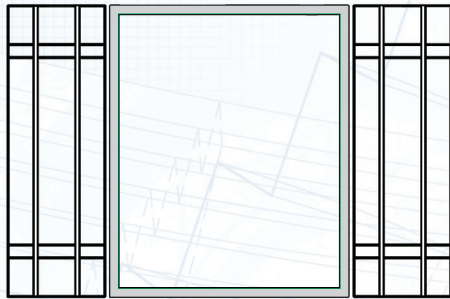
EPS & Polyurethane is safe for the environment, it neither contains nor uses chlorofluorocarbons or hydro chlorofluorocarbons in the manufacturing process.

EPS & Polyurethane can be and is recycled into a variety of consumer and industrial products.

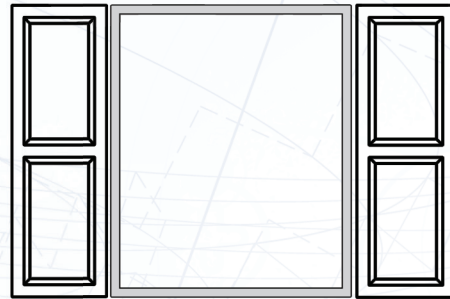
EPS & Polyurethane has "class "a" flame spread rating" (25 or less), and a smoke developed rating of 450 or less.

EPS & Polyurethane foam is able to withstand the abuse of temperature cycling (freeze thaw) without loss of structural integrity or other physical properties, assuring long term performance.


SHUTTERS




NFD-901SH




NFD-902SH




NFD-903SH



NFD-904SH

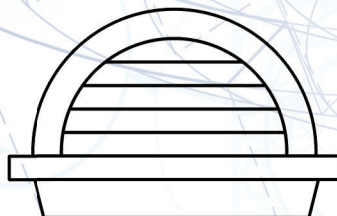


NFD-905SH

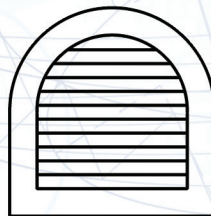


NFD-906SH

LOUVERS



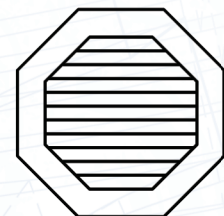
NFD-301L



NFD-302L

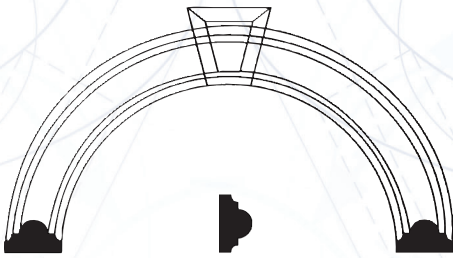


NFD-303L

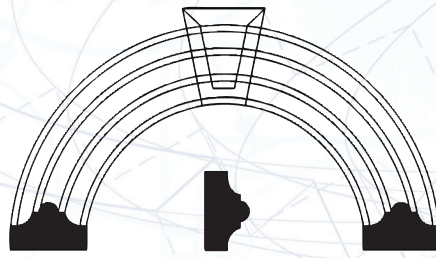


NFD-304L

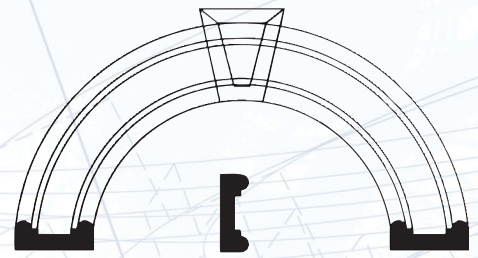
ARCHES



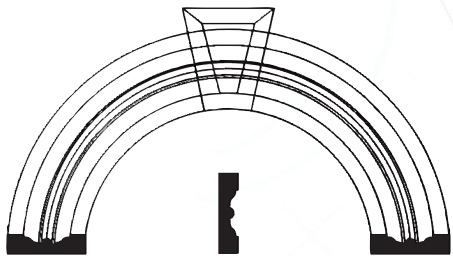
NFD-101A



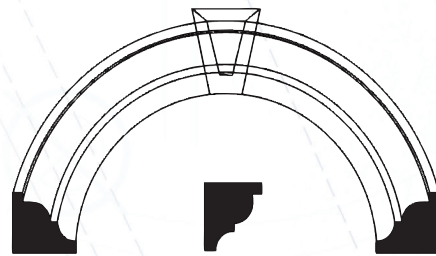
NFD-102A



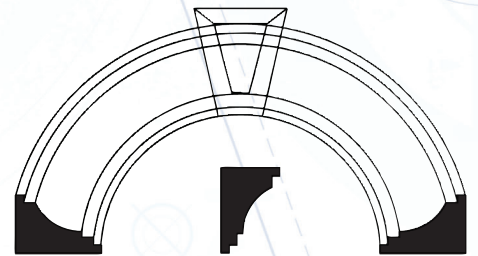
NFD-103A



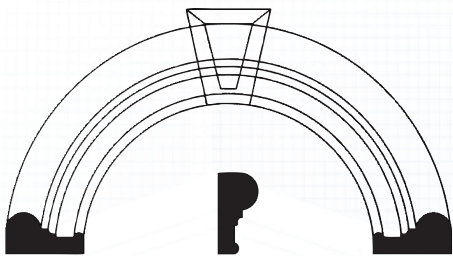
NFD-104A



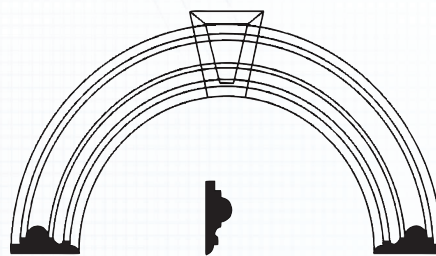
NFD-105A



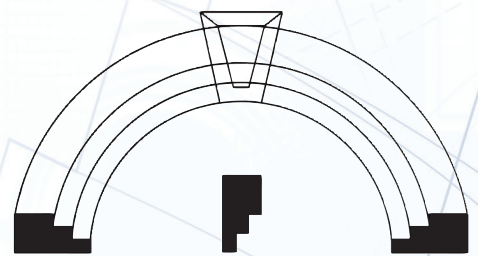
NFD-106A



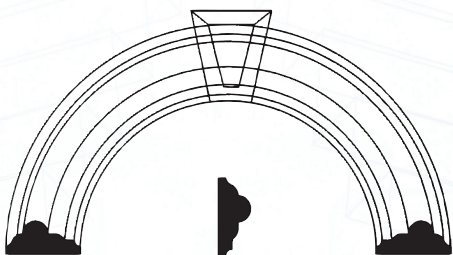
NFD-107A



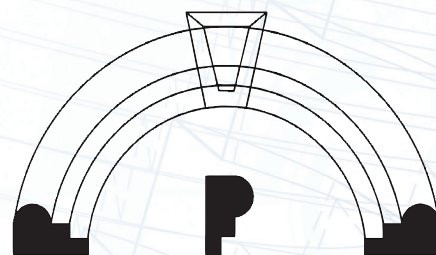
NFD-108A




NFD-109A



NFD-110A

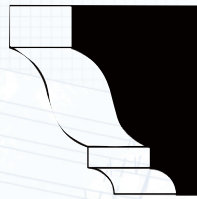


NFD-111A

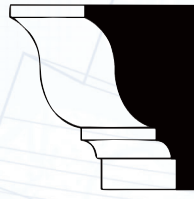


NFD-112A

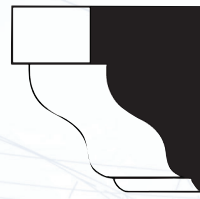
BRACKETS / CORBELS



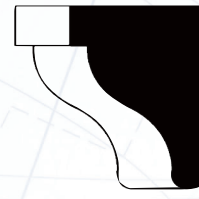
NFD-201B



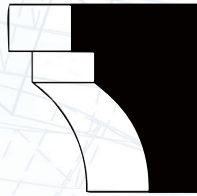
NFD-202B



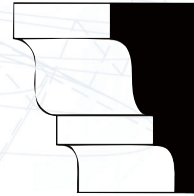
NFD-203B



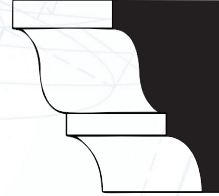
NFD-204B



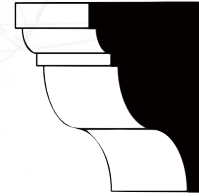
NFD-205B



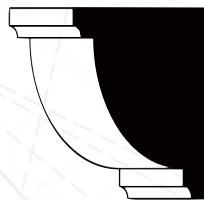
NFD-206B



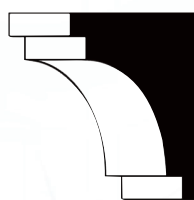
NFD-207B



NFD-208B



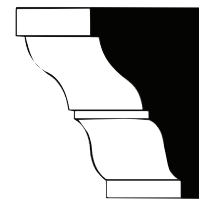
NFD-209B



NFD-210B

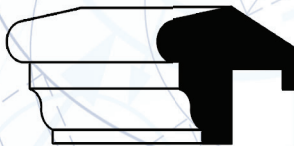


NFD-211B



NFD-212B

WALL CAPS



NFD-1001P



NFD-1002P



NFD-1003P



NFD-1004P



NFD-1001W



NFD-1002W

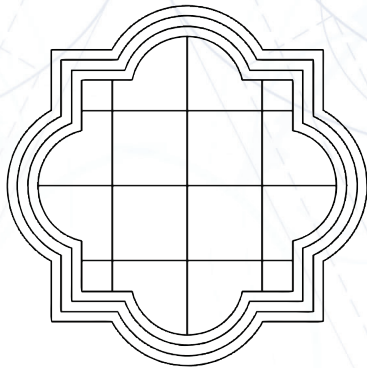


NFD-1003W




NFD-1004W


MEDALLIONS




NFD-401ME



NFD-402ME



NFD-403ME



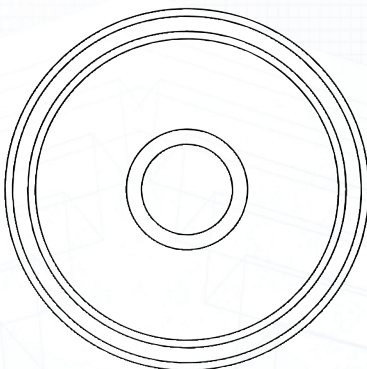
NFD-404ME



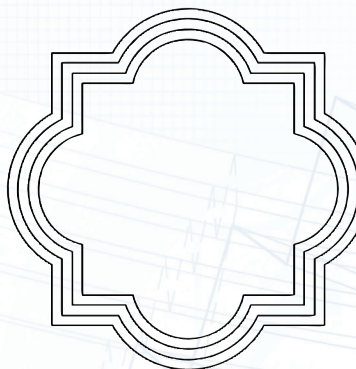
NFD-405ME



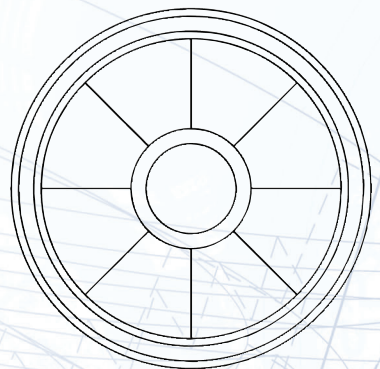
NFD-406ME



NFD-407ME

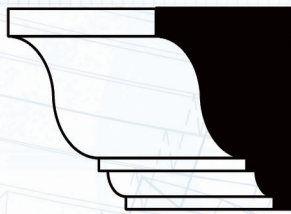


NFD-408ME




NFD-409ME

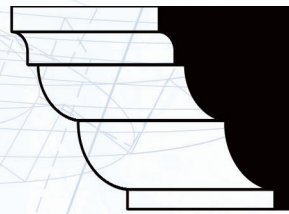
MOULDINGS



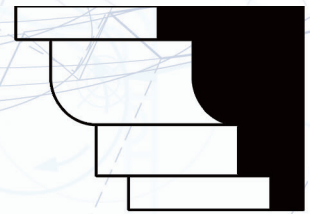
NFD-501M



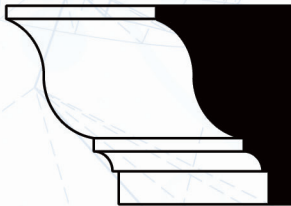
NFD-502M



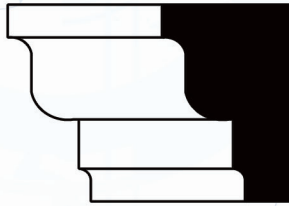
NFD-503M



NFD-504M



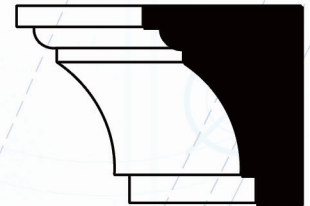
NFD-505M



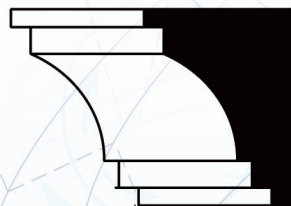
NFD-506M



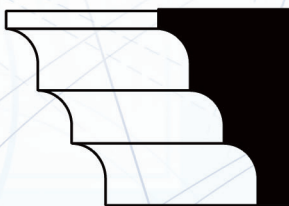
NFD-507M



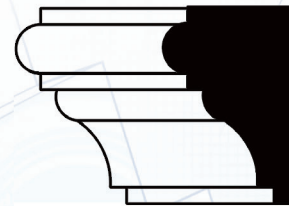
NFD-508M



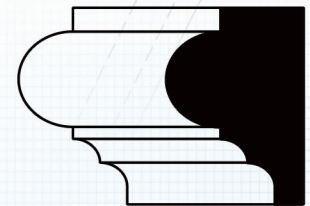
NFD-509M



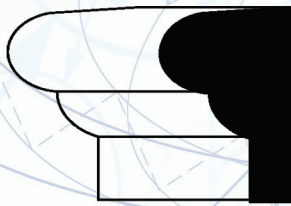
NFD-510M




NFD-511M



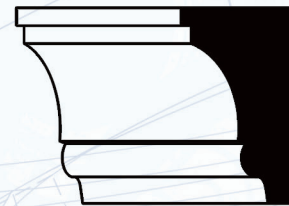
NFD-512M



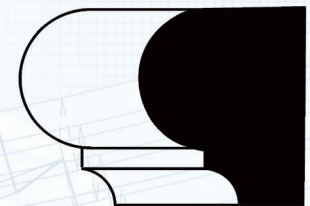
NFD-513M



NFD-514M



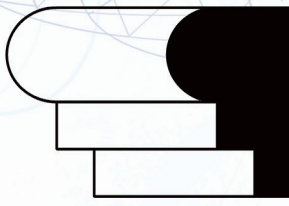
NFD-515M



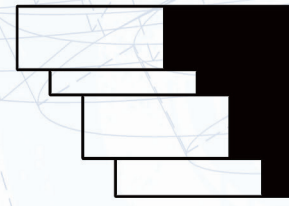
NFD-516M



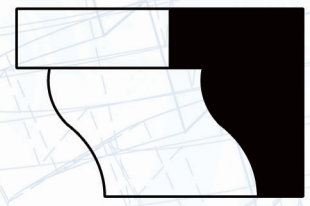
NFD-517M



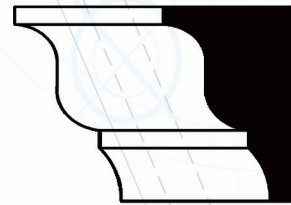
NFD-518M



NFD-519M



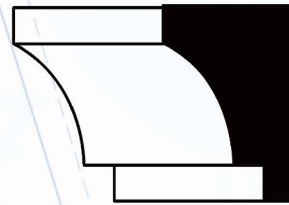
NFD-520M




NFD-521M



NFD-522M

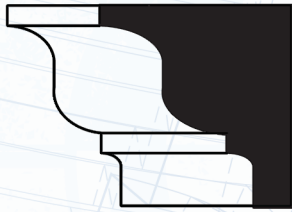


NFD-523M

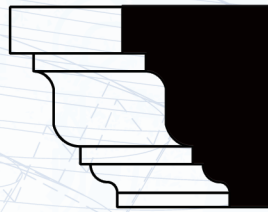


NFD-524M

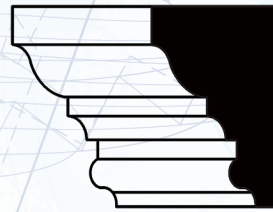
MOULDINGS



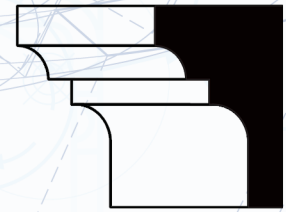
NFD-525M



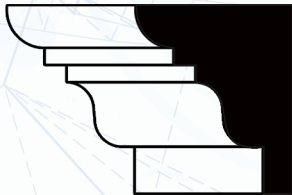
NFD-526M



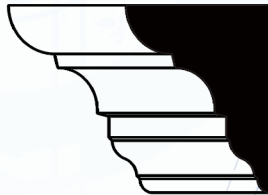
NFD-527M



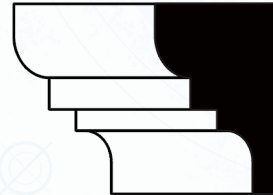
NFD-528M



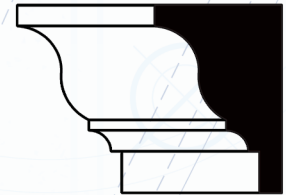
NFD-529M



NFD-530M



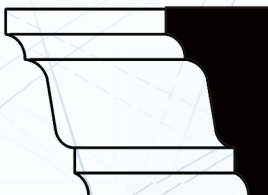
NFD-531M



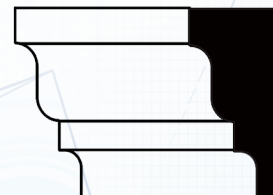
NFD-532M




NFD-533M



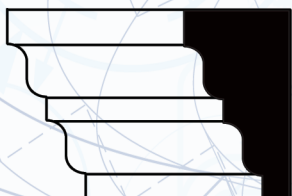
NFD-534M



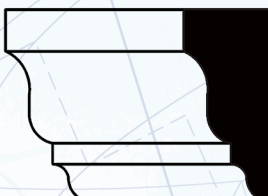
NFD-535M



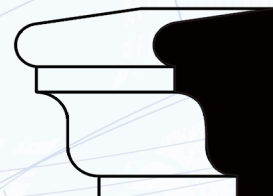
NFD-536M



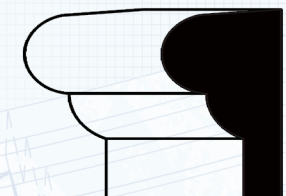
NFD-537M



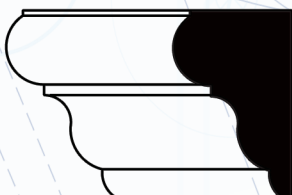
NFD-538M



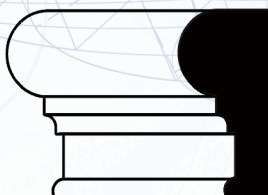
NFD-539M



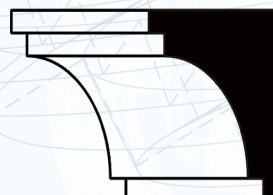
NFD-540M



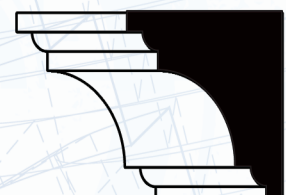
NFD-541M



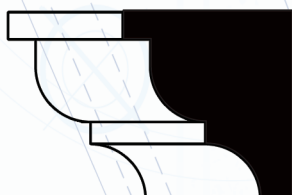
NFD-542M



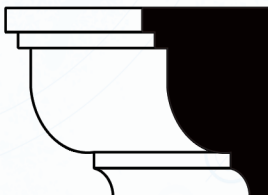
NFD-543M



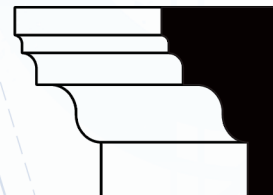
NFD-544M



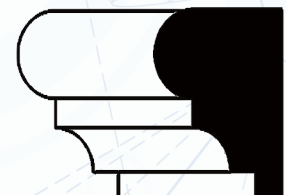
NFD-545M



NFD-546M

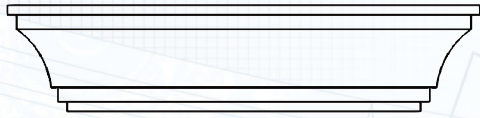


NFD-547M




NFD-548M


WINDOW SILLS




NFD-701S




NFD-702S




NFD-703S



NFD-704S




NFD-705S




NFD-706S




NFD-707S



NFD-708S



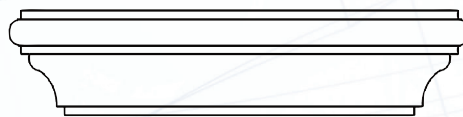
NFD-709S




NFD-710S




NFD-711S



NFD-712S



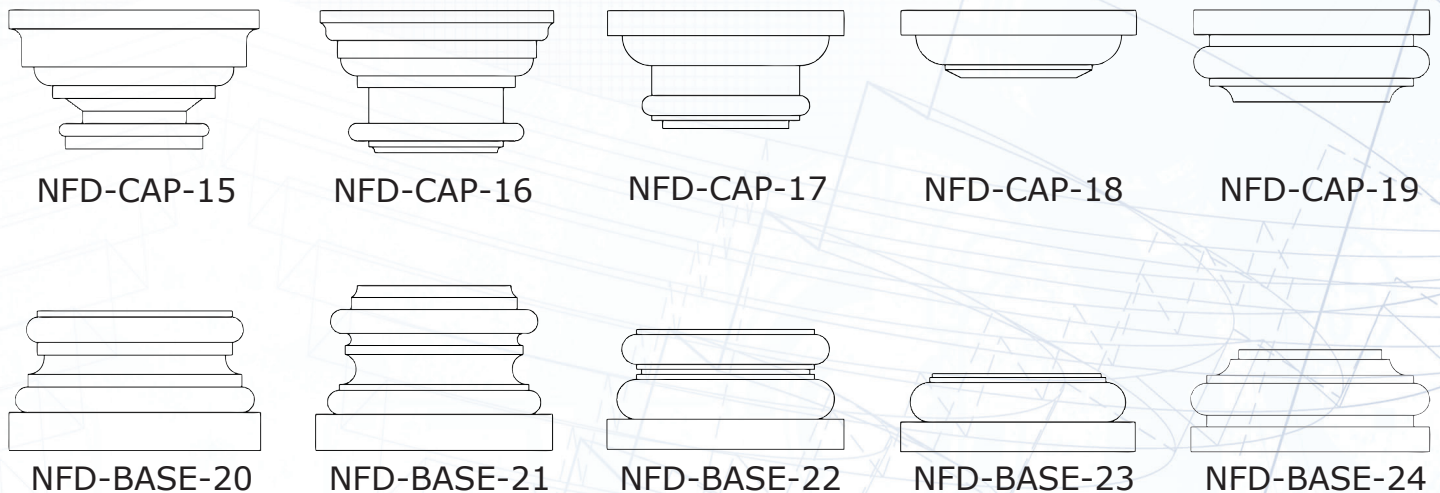
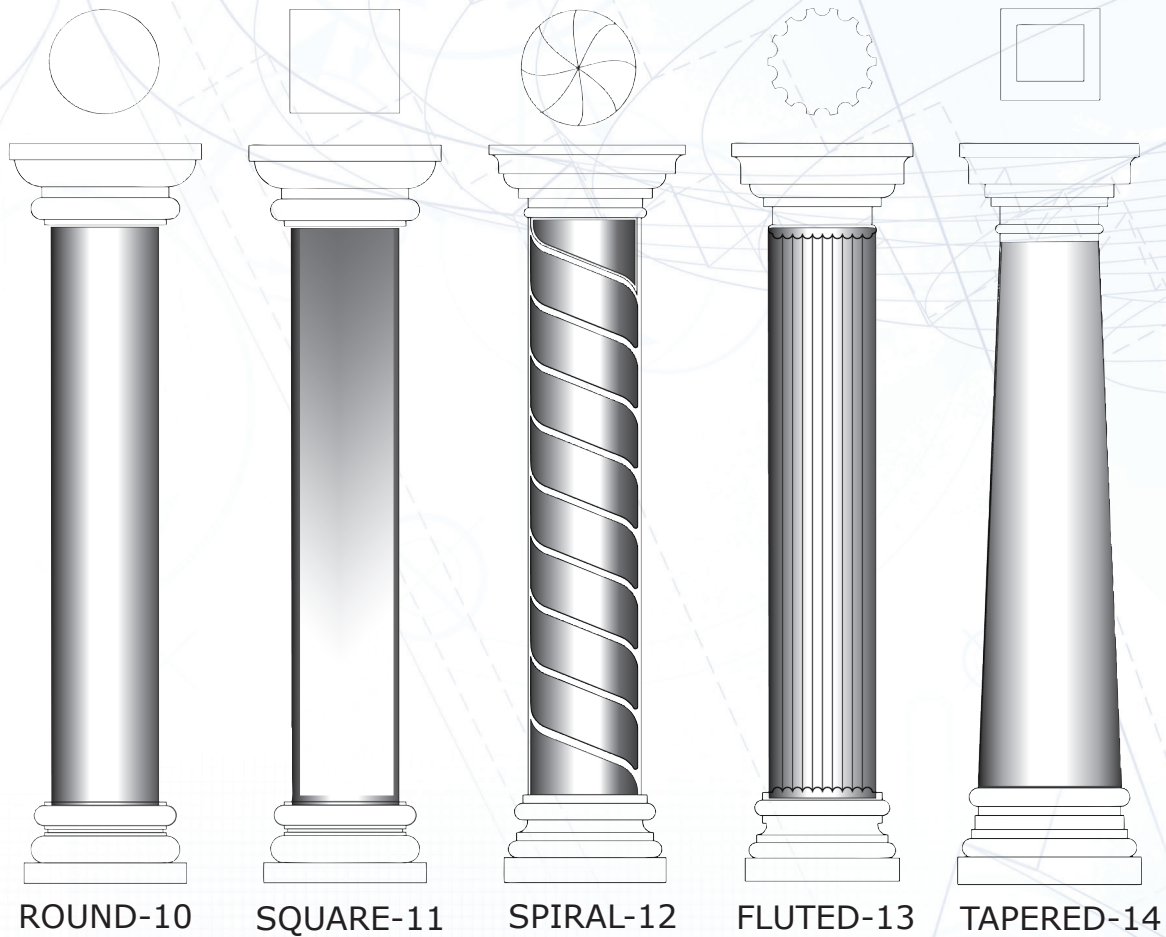
NFD-713S



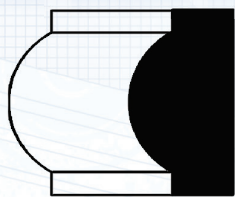
NFD-714S



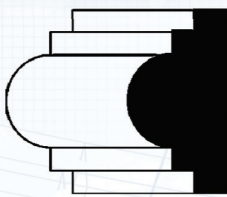
COLUMNS, CAPS & BASES



TRIM



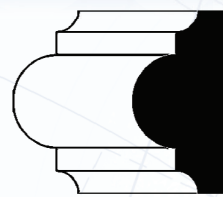
NFD-601T



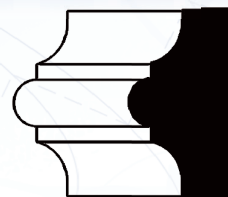
NFD-602T



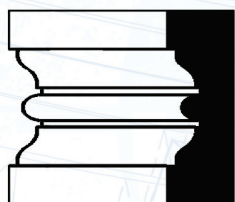
NFD-603T



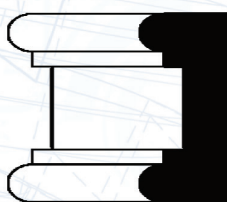
NFD-604T



NFD-605T



NFD-606T



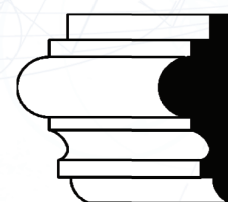
NFD-607T



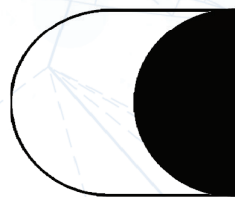
NFD-608T



NFD-609T



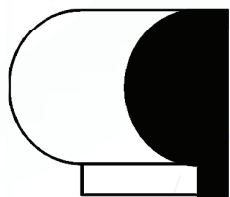
NFD-610T



NFD-611T



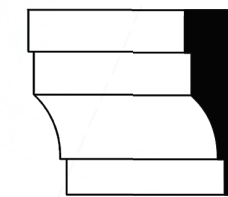
NFD-612T



NFD-613T



NFD-614T



NFD-615T

INSTALLATION: PRE-FINISH / HARD COATED FOAM SHAPES

Step.1:

By using an approved (EPS) Foam Shape adhesive (EnerFoam). Start by applying a generous bead (1" to 1 ¼ bead size) directly to the back of foam shape covering 50 to 75% of the surface area of the Foam Shape using a zigzag pattern or several parallel beads to insure proper coverage of the Foam Shape.

Step.2:

Place the Foam Shape in its final location using a gentle pushing and sliding motion along entire length of the Foam Shape to assure maximum spread of the EnerFoam Adhesive to your bonding surface moving the shape gradually into its final place.

Step.3:

Immediately remove the Foam Shape from the bonding surface (this is called "flashing") and place the Foam Shape aside with the adhesive side pointing up allowing the EnerFoam to tack up slightly (Typi-

cally 1-5 minutes depending on temperature and humidity).

Step.4:

The Foam Shape is ready to be re-installed when the EnerFoam has a tacky feeling and has not skinned over. EnerFoam will have the consistency of thick glue and it will stick to your fingers as you touch it and pull your hand away.

Step.5:

Reposition the Foam Shape into its final position and gently push along the entire length to assure good adhesion of the EnerFoam adhesive.

WARNING: Once you reposition the Foam Shape it will not come out anymore. Make sure you will reposition in its final location.


Full Bond strength will be achieved in approximately 1-hour. The Foam Shape can be trimmed, rasped and finished after 1 hour cure time.

CAST CORAL DECORATIVE TRIM

NFD-1600




NFD-1504



NFD-1601



NFD-1201



NFD-1602



NFD-1202




NFD-1603



NFD-1203



NFD-1502



NFD-1204




NFD-1503



NFD-1801



NFD-1200



NFD-1604




CAST CORAL DECORATIVE TRIM

NFD-1605



NFD-1803



NFD-1606




NFD-1610



NFD-1607



NFD-1804




NFD-1608




NFD-1611



NFD-2200



NFD-1612



NFD-1802



NFD-1613



NFD-1609



NFD-1805



CAST CORAL APPLIQUES



NFD-1125



NFD-1126



NFD-2107

CAST CORAL COLUMNS



NFD-1300



NFD-1326



NFD-1315

CAST CORAL PANELS



NFD-1900



NFD-1901



NFD-1917



NFD-1922



NFD-1902



NFD-1921



NFD-1700



NFD-7101



NFD-1702

CAST CORAL & PECKY CYPRESS BRACKETS/CORBELS



NFD-1402



NFD-1400



NFD-1401



NFD-2202



NFD-2217



NFD-2218



NFD-2201



NFD-1703



NFD-1418

FABRICATION PROCESS

How EPS (Expanded Polystyrene) Protective Hard-Coat Mouldings are made:

Step 1: Choose a profile (shape) and size of the moulding to be made. It can be done in a couple different ways; you can choose a pre-made profile or create your own specified profile.

Step 2: Program the shape using a special computer software that will confirm the profile and size of the moulding. Then this software will send the information to the cutting machine.

Step 3: We place a 1.5 lb high density (EPS) foam block onto the cutting machine. The machine then cuts the foam block according to the information of the size and profile sent by the software. The raw foam is then created.

Step 4: The raw foam is placed into the protective hard-coating application booth. Two components, A & B Elastomer Sprayed Polyurethane coating are applied to the raw foam to give it impact protection, strenght, moisture and corrosion resistance finish. This is called a protective hard-coat finish.

Step 5: Before the moulding receives a synthetic-finish coating a white primer is applied, which is called a protective hard-coat with primer finish.

Step 6: Once the primer coating is dry the moulding is ready to be sprayed with a synthetic finish coat. We can apply numerous synthetic finishes such as, sand finish, light sand finish and more.

Keystone System



Standard System



New Foam

New Foam Design is committed to providing you with the highest quality products and services in the shortest period of time within budget and complete satisfaction.



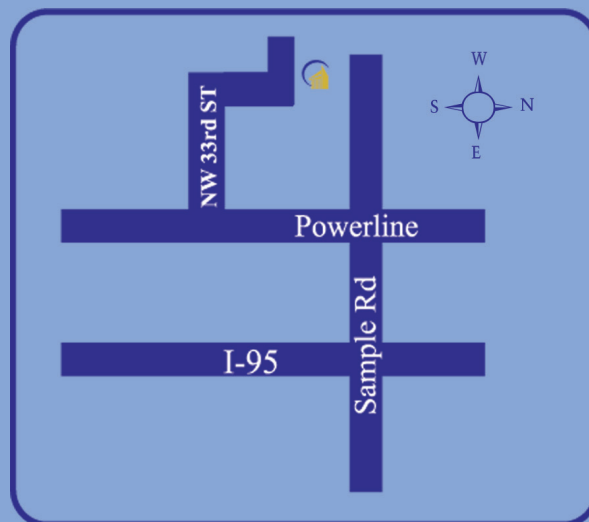
2301 NW 33rd Court, Suite 109, Pompano Beach, FL 33069
Ph. 954.917.4406 Fax. 954.917.4404 www.newfoamdesign.com



New Foam Design

Finest Architectural Foam Supplies

Pre Cast, EIFS System Supplies, Cast Coral,
Pecky Cypress Mouldings and Beams



2301 NW 33rd Court, Suite 109, Pompano Beach, FL 33069
Ph. 954.917.4406 Fax. 954.917.4404 www.newfoamdesign.com